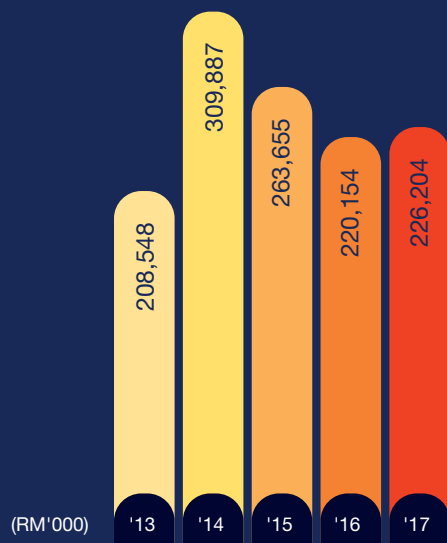
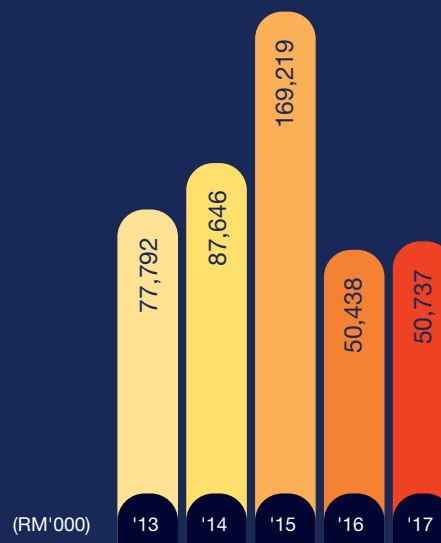


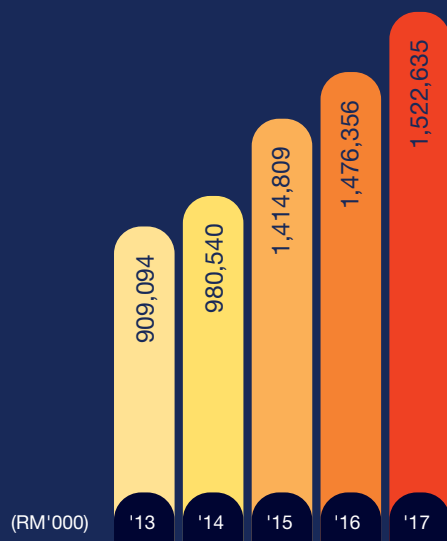
FINANCIAL HIGHLIGHTS



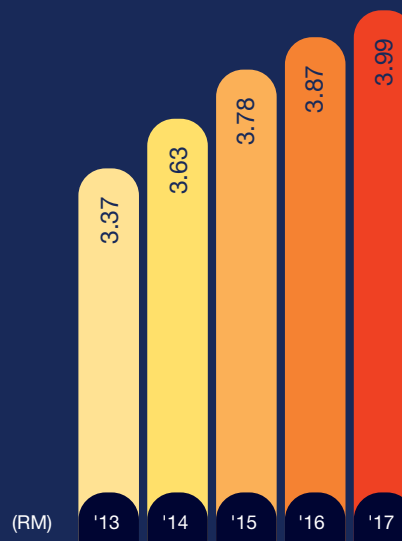
REVENUE



NET PROFIT FOR THE FINANCIAL YEAR



SHAREHOLDERS' EQUITY



NET ASSETS PER SHARE

FINANCIAL YEAR ENDED 30 JUNE

	2013	2014	2015	2016	2017
Revenue (RM'000)	208,548	309,887	263,655	220,154	226,204
Profit Before Tax (RM'000)	102,203	116,916	199,880	69,797	71,414
Net Profit for the Financial Year Attributable to Owners of the Company (RM'000)	77,792	87,646	169,219	50,438	50,737
Total Assets (RM'000)	1,045,398	1,134,561	1,676,733	1,688,758	1,714,295
Cash & Cash Equivalents (RM'000)	389,446	396,356	323,174	356,128	343,484
Total Borrowings (RM'000)	-	-	46,275	39,550	31,138
Issued and Paid Up Capital (RM'000)	270,000	270,000	373,943	381,534	381,534
Shareholders' Equity Attributable to Owners of the Company (RM'000)	909,094	980,540	1,414,809	1,476,356	1,522,635
Basic Earnings per Share (sen)	28.8	32.5	60.9	13.2	13.3
Net Assets per Share (RM)	3.37	3.63	3.78	3.87	3.99
Final Single Tier Dividend per Share (sen)	6.0	6.0	4.5	4.5	4.5